

Selasa, 10 April 2018



Keynote Speech Rektor UAI



**JAN
2018**

DIGITAL AROUND THE WORLD IN 2018

KEY STATISTICAL INDICATORS FOR THE WORLD'S INTERNET, MOBILE, AND SOCIAL MEDIA USERS

TOTAL
POPULATION



we
are
social

7.593
BILLION

URBANISATION:
55%

INTERNET
USERS



4.021
BILLION

PENETRATION:
53%

ACTIVE SOCIAL
MEDIA USERS



we
are
social

3.196
BILLION

PENETRATION:
42%

UNIQUE
MOBILE USERS



5.135
BILLION

PENETRATION:
68%

ACTIVE MOBILE
SOCIAL USERS



2.958
BILLION

PENETRATION:
39%

**JAN
2018**

SHARE OF WEB TRAFFIC BY DEVICE

BASED ON EACH DEVICE'S SHARE OF ALL WEB PAGES SERVED TO WEB BROWSERS

LAPTOPS &
DESKTOPS



43%

YEAR-ON-YEAR CHANGE:

-3%

MOBILE
PHONES



52%

YEAR-ON-YEAR CHANGE:

+4%

TABLET
DEVICES



4%

YEAR-ON-YEAR CHANGE:

-13%

OTHER
DEVICES



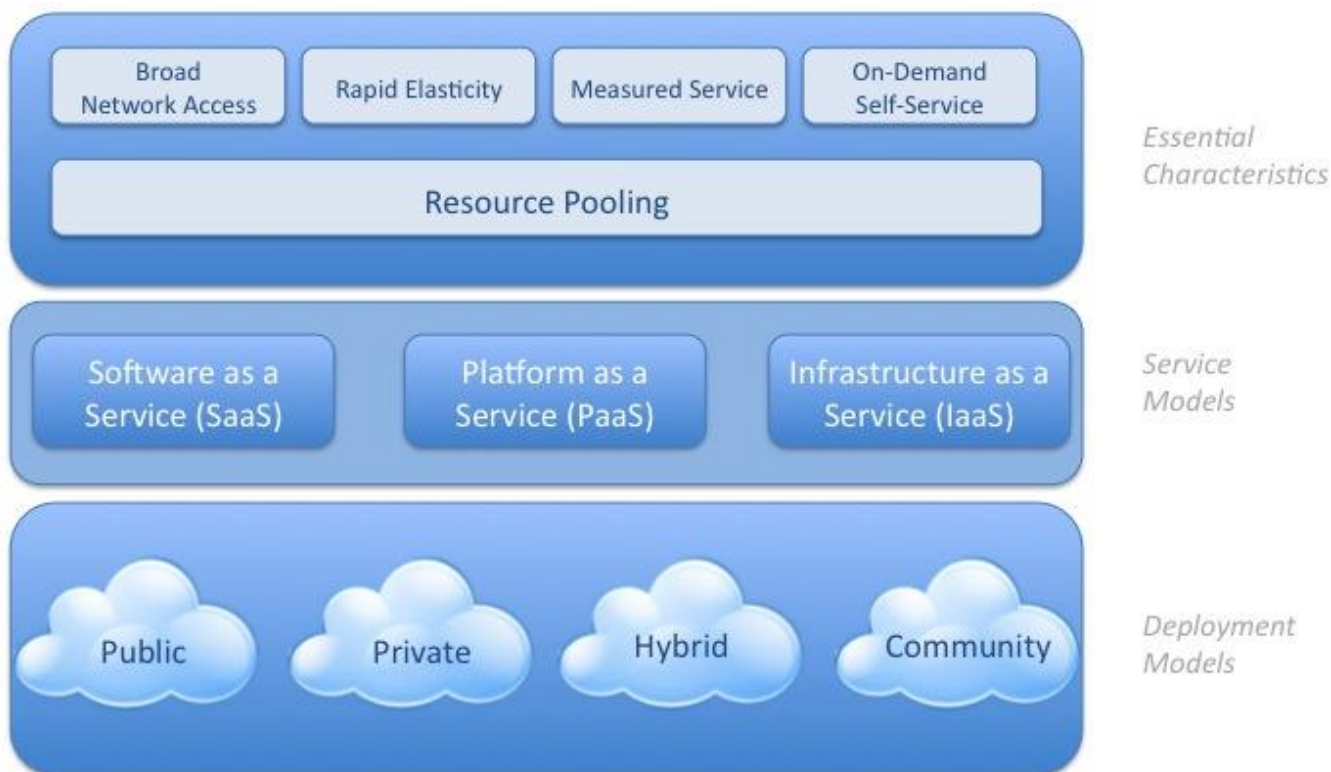
0.14%

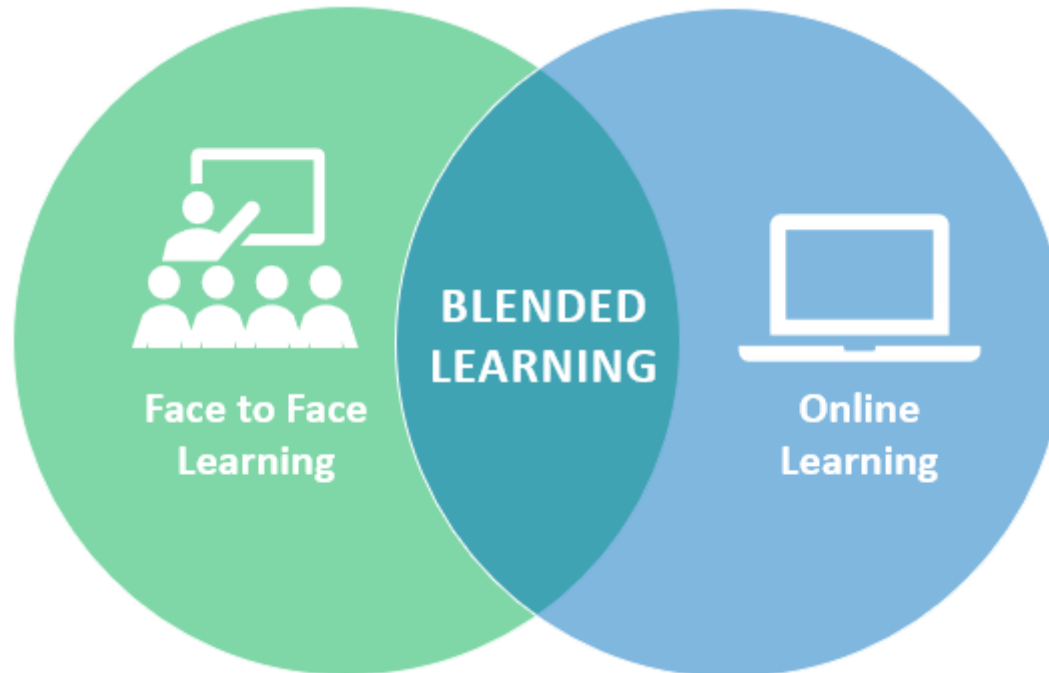
YEAR-ON-YEAR CHANGE:

+17%

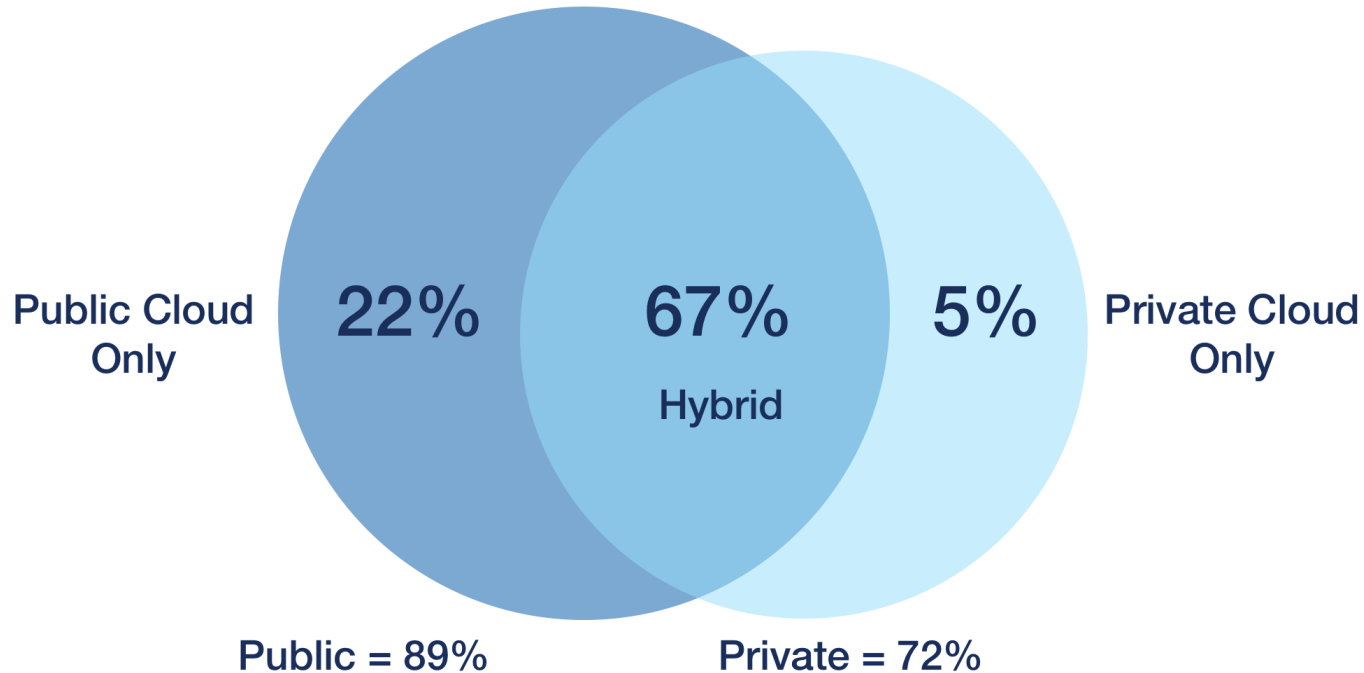
Visual Model Of NIST Working Definition Of Cloud Computing

<http://www.csrc.nist.gov/groups/SNS/cloud-computing/index.html>





95% of Respondents Are Using Cloud



Source: RightScale 2017 State of the Cloud Report